


























10 200m Freestyle Women Heat

Official



Rank	Competitor	Age	Club	RT	PTS	Result	
1	 Erika Fairweath	22		0.70		1:58.75 Entry: 1:55.52 +3.23	QA
	50m: 27.58 100m: 57.48 (29.90) 150m: 1:28.60 (31.12) 200m: 1:58.75 (30.15)						
2	 Caitlin Deans	26		0.75		2:00.32 Entry: 1:58.23 +2.09	QA
	50m: 28.40 100m: 58.37 (29.97) 150m: 1:29.68 (31.31) 200m: 2:00.32 (30.64)						
3	 Eve Thomas	25		0.72		2:00.89 Entry: 1:59.98 +0.91	QA
	50m: 28.70 100m: 59.07 (30.37) 150m: 1:30.17 (31.10) 200m: 2:00.89 (30.72)						
4	 Jade Starr (V)	23		0.78		2:02.08 Entry: 2:00.19 +1.89	QA
	50m: 28.27 100m: 58.80 (30.53) 150m: 1:30.46 (31.66) 200m: 2:02.08 (31.62)						
5	 Giselle Davey (19		0.62		2:02.40 Entry: 1:59.17 +3.23	QA
	50m: 27.69 100m: 58.32 (30.63) 150m: 1:30.32 (32.00) 200m: 2:02.40 (32.08)						
6	 Chelsey Edwar	24		0.67		2:04.27 Entry: 1:59.40 +4.87	QA
	50m: 28.56 100m: 59.29 (30.73) 150m: 1:31.57 (32.28) 200m: 2:04.27 (32.70)						
7	 Alyssa Lawson	16		0.77		2:05.58 Entry: 2:04.66 +0.92	QA
	50m: 28.60 100m: 1:00.26 (31.66) 150m: 1:32.86 (32.60) 200m: 2:05.58 (32.72)						
8	 Neve Tassicker	20		0.77		2:05.77 Entry: 2:03.43 +2.34	QA
	50m: 29.27 100m: 1:00.81 (31.54) 150m: 1:33.51 (32.70) 200m: 2:05.77 (32.26)						
9	 Alyssa Tapper	18		0.69		2:05.89 Entry: 2:02.37 +3.52	QB
	50m: 29.30 100m: 1:00.67 (31.37) 150m: 1:33.39 (32.72) 200m: 2:05.89 (32.50)						
10	 Holli Macdonal	18		0.72		2:07.65 Entry: 2:06.79 +0.86	QB
	50m: 29.63 100m: 1:01.71 (32.08) 150m: 1:35.02 (33.31) 200m: 2:07.65 (32.63)						
11	 Brooke Bennett	19		0.81		2:07.93 Entry: 2:03.58 +4.35	QC
	50m: 29.40 100m: 1:00.87 (31.47) 150m: 1:34.33 (33.46) 200m: 2:07.93 (33.60)						
12	 Olivia Emmett	18		0.79		2:09.37 Entry: 2:05.23 +4.14	QB
	50m: 29.67 100m: 1:02.56 (32.89) 150m: 1:35.82 (33.26) 200m: 2:09.37 (33.55)						
13	 Hanna Abdou	19		0.81		2:09.54 Entry: 2:05.21 +4.33	QC
	50m: 29.88 100m: 1:02.76 (32.88) 150m: 1:36.04 (33.28) 200m: 2:09.54 (33.50)						

50m: 31.51 100m: 1:05.90 (34.39) 150m: 1:40.82 (34.92) 200m: 2:15.07 (34.25)

30  Shae Jackson 18  0.77 **2:15.63**
Entry: 2:13.94 **+1.69**
50m: 31.23 100m: 1:05.51 (34.28) 150m: 1:40.82 (35.31) 200m: 2:15.63 (34.81)



31  Grace Henders 19  0.81 **2:15.85**
Entry: 2:15.44 **+0.41**
50m: 31.53 100m: 1:05.70 (34.17) 150m: 1:41.07 (35.37) 200m: 2:15.85 (34.78)



32  Scout Carter 18  0.76 **2:15.92**
Entry: 2:15.77 **+0.15**
50m: 31.81 100m: 1:06.28 (34.47) 150m: 1:41.31 (35.03) 200m: 2:15.92 (34.61)

33  Tessa Field 32  0.78 **2:16.33**
Entry: 2:16.68 **-0.35**
50m: 32.00 100m: 1:06.76 (34.76) 150m: 1:42.26 (35.50) 200m: 2:16.33 (34.07)

34  Ashley Calcott 17  0.74 **2:17.22**
Entry: 2:16.86 **+0.36**
50m: 31.50 100m: 1:05.09 (33.59) 150m: 1:40.90 (35.81) 200m: 2:17.22 (36.32)



35  Kayla Knight 17  0.70 **2:17.42**
Entry: 2:12.96 **+4.46**
50m: 31.28 100m: 1:05.40 (34.12) 150m: 1:41.52 (36.12) 200m: 2:17.42 (35.90)

36  Marina Nadilo 17  0.76 **2:18.13**
Entry: 2:15.95 **+2.18**
50m: 30.90 100m: 1:05.41 (34.51) 150m: 1:41.29 (35.88) 200m: 2:18.13 (36.84)

37  Catherine Sone 19  0.71 **2:18.39**
Entry: 2:14.95 **+3.44**
50m: 30.99 100m: 1:04.68 (33.69) 150m: 1:40.67 (35.99) 200m: 2:18.39 (37.72)

38  Meila Gwiazdzir 17  0.73 **2:18.72**
Entry: 2:11.93 **+6.79**
50m: 30.87 100m: 1:05.30 (34.43) 150m: 1:42.09 (36.79) 200m: 2:18.72 (36.63)

39  Eliza Williams 17  0.75 **2:19.97**
Entry: 2:16.43 **+3.54**
50m: 32.79 100m: 1:08.49 (35.70) 150m: 1:44.88 (36.39) 200m: 2:19.97 (35.09)

40  Briana Latu 18  0.83 **2:21.45**
Entry: 2:15.54 **+5.91**
50m: 31.66 100m: 1:06.42 (34.76) 150m: 1:43.26 (36.84) 200m: 2:21.45 (38.19)